

213931-5 ✓ ACTIVE

AMP | AMP M Series


TE Internal #: 213931-5

Rectangular Power Connectors, Housing, Receptacle, Cable-to-Cable, 34 Position, 3.81 mm [.15 in] Centerline, Wire & Cable, UL 94V-0, AMP M Series

[View on TE.com >](#)



Connectors > Power Connectors > Rectangular Power > Rectangular Power Connectors



Rectangular Power Connector Type: **Housing**

Connector & Housing Type: **Receptacle**

Connector System: **Cable-to-Cable**

Number of Positions: **34**

Centerline (Pitch): **3.81 mm [.15 in]**

Features

Product Type Features

Assembly Requirement	Unassembled Kit
Rectangular Power Connector Type	Housing
Connector & Housing Type	Receptacle
Connector System	Cable-to-Cable
Sealable	No
Connector & Contact Terminates To	Wire & Cable

Configuration Features

Number of Positions	34
Number of Power Positions	4
Number of Signal Positions	34
Number of Rows	4

Electrical Characteristics

Operating Voltage	250 VDC
-------------------	---------

Contact Features



Contact Current Rating (Max)	28 A
Contact Retention Within Housing	With
Contact Type	Socket

Termination Features

Termination Method to Wire & Cable	Crimp
------------------------------------	-------

Mechanical Attachment

Strain Relief	With
Contact Retention Type Within Housing	Locking Spring
Panel Mount Feature	Without
Connector Mounting Type	Cable Mount (Free-Hanging)

Housing Features

Centerline (Pitch)	3.81 mm [.15 in]
Housing Color	Black
Housing Material	Polyester

Dimensions

Accepts Cable Diameter (Max)	11.43 mm [.45 in]
Wire Size	.05 – 2 mm ²
Row-to-Row Spacing	4.57 mm [.18 in]
Height	41.15 mm
Length	52.07 mm [2.05 in]
Width	21.03 mm [.828 in]

Usage Conditions

Operating Temperature Range	-55 – 130 °C [-67 – 266 °F]
-----------------------------	-----------------------------

Operation/Application

Circuit Application	Power & Signal
---------------------	----------------

Industry Standards

UL Flammability Rating	UL 94V-0
Glow Wire Rating	Standard Part - Not Glow Wire

Packaging Features

Packaging Method	Loose Piece
Packaging Quantity	1



Other

For Use With	Plug Connector Kit
--------------	--------------------

Product Compliance


[For compliance documentation, visit the product page on TE.com>](#)

EU RoHS Directive 2011/65/EU	Compliant
EU ELV Directive 2000/53/EC	Compliant
China RoHS 2 Directive MIIT Order No 32, 2016	No Restricted Materials Above Threshold
EU REACH Regulation (EC) No. 1907/2006	Current ECHA Candidate List: JUNE 2022 (224) Candidate List Declared Against: JAN 2022 (223) Does not contain REACH SVHC
Halogen Content	Not Yet Reviewed for halogen content
Solder Process Capability	Not applicable for solder process capability

Product Compliance Disclaimer

This information is provided based on reasonable inquiry of our suppliers and represents our current actual knowledge based on the information they provided. This information is subject to change. The part numbers that TE has identified as EU RoHS compliant have a maximum concentration of 0.1% by weight in homogenous materials for lead, hexavalent chromium, mercury, PBB, PBDE, DBP, BBP, DEHP, DIBP, and 0.01% for cadmium, or qualify for an exemption to these limits as defined in the Annexes of Directive 2011/65/EU (RoHS2). Finished electrical and electronic equipment products will be CE marked as required by Directive 2011/65/EU. Components may not be CE marked. Additionally, the part numbers that TE has identified as EU ELV compliant have a maximum concentration of 0.1% by weight in homogenous materials for lead, hexavalent chromium, and mercury, and 0.01% for cadmium, or qualify for an exemption to these limits as defined in the Annexes of Directive 2000/53/EC (ELV). Regarding the REACH Regulation, the information TE provides on SVHC in articles for this part number is based on the latest European Chemicals Agency (ECHA) 'Guidance on requirements for substances in articles' posted at this URL: <https://echa.europa.eu/guidance-documents/guidance-on-reach>

Also in the Series | AMP M Series



Board-to-Board Jumpers & Shunts(7)




Rack & Panel Connectors(1)



Rectangular Connector Hardware(52)



Rectangular Power Connectors(66)



Documents

Product Drawings

[M-SERIES KIT,V.35,34P](#)

English

CAD Files

Customer View Model

[ENG_CVM_CVM_213931-5_L.3d_stp.zip](#)

English

Customer View Model

[ENG_CVM_CVM_213931-5_L.2d_dxf.zip](#)

English

Customer View Model

[ENG_CVM_CVM_213931-5_L.3d_igs.zip](#)

English

3D PDF

3D

Customer View Model

[ENG_CVM_213931-5_K1.3d_igs.zip](#)

English

Customer View Model

[ENG_CVM_213931-5_K1.3d_stp.zip](#)

English

Customer View Model

[ENG_CVM_213931-5_K1.2d_dxf.zip](#)

English

3D PDF

English

By downloading the CAD file I accept and agree to the [Terms and Conditions](#) of use.

Datasheets & Catalog Pages

[M_SERIES_PIN_AND_SOCKET_CONNECTORS](#)

English